




Sample	Forces, lbs		
	45 degree pull resistance		Resistance to compression
	parallel	perpendicular	
1	4310	4705	35000
2	4395	4910	39000
Average	4353	4808	37000
Requirement	164	164	5 000
SF*	26.5	29.3	7.4

*Average Safety factor as established by the manufacturer

45 degree pull resistance (parallel orientation)		Tearing of the swivel hook at the pivot
45 degree pull resistance (perpendicular orientation)		Lateral deformation of the swivel hook
Compression resistance		Swelling of the housing under the pressure of the threads

